

Artigo

Hyperspherical Coordinate Potential Energy Surface for the He₃ Complex

Albernaz, A. F.;* Barreto, P. R. P.

Rev. Virtual Quim., 2016, 8 (2), 338-355. Data de publicação na Web: 13 de março de 2016

<http://rvq.sbq.org.br>

Superfície de Energia Potencial em Coordenadas Hiperesféricas do Complexo He₃

Resumo: Neste trabalho, mostramos uma nova Superfície de Energia Potencial (SEP) para o complexo He₃. A SEP foi obtida em termos das coordenadas hiperesféricas. O potencial empregado tem uma forma analítica bem definida e muito simples. A dependência radial é obtida considerando três configurações principais, para as quais as energias foram calculadas usando os níveis CCSD(T) e MRCI e seis diferentes conjuntos de funções de base (aug-cc-pVXZ (X = D, T, Q, 5, 6) e d-aug-cc-pVQZ) e ajustada a uma função de Rydberg Generalizada.

Palavras-chave: Superfície de Energia Potencial; Complexo de van der Waals; Complexo He₃; Coordenadas Hiperesféricas.

Abstract

In this work, we show a new Potential Energy Surface (PES) for the He₃ complex. The PES was obtained using hyperspherical coordinates. The potential employed has a well defined and very simple analytical form. The radial dependence was obtained by considering three “leading” configurations whose energies, computed at CCSD(T) and MRCI levels and six different basis sets (aug-cc-pVXZ (X=D,T,Q,5,6) and d-aug-cc-pVQZ), were fitted by a Rydberg function.

Keywords: Potential Energy Surface; van der Waals Complex; He₃ complex; Hyperspherical Coordinate.

* Universidade de Brasília, Instituto de Física, Campus Universitário Darcy Ribeiro, CEP 70910-900, Brasília-DF, Brasil.

✉ albernazalessandra@gmail.com

DOI: [10.5935/1984-6835.20160025](https://doi.org/10.5935/1984-6835.20160025)

Hyperspherical Coordinate Potential Energy Surface for the He₃ complex

Alessandra Ferreira Albernaz,^a Patrícia R. P. Barreto^b

^a Universidade de Brasília, Instituto de Física, Campus Universitário Darcy Ribeiro, CEP 70910-900, Brasília-DF, Brasil.

^b Instituto Nacional de Pesquisas Espaciais, LAP, S. José dos Campos-SP, Brasil.

* albernazalessandra@gmail.com

Recebido em 13 de março de 2016. Aceito para publicação em 13 de março de 2016

1. Introduction

2. Theoretical and Computational Details

2.1. Analytic Function For The Three-Body potential

3. Results and Discussion

3.1. Potential Energy Surface Fit

4. Conclusions

1. Introduction

Helium has long been considered to be one of the most promising candidates for seeing Efimov physics since the ⁴He dimer has a large scattering length larger than 200 a.u.. The theoretical treatment of triatomic ⁴He systems is simple compared to other atomic species because there exists only one dimer bound state which has zero orbital angular momentum $l = 0$.¹⁻⁷ Efimov states are highly exotic as they result when there is a zero or near-zero energy two-body bound state.⁵⁻⁸

Several studies appeared in the last decades employing different approaches and computational levels.⁸⁻¹² Hyperspherical methods have been applied extensively to a wide range of dynamical problems for nuclear, atomic, and molecular systems

involving three or more particles.⁸⁻¹⁵ Helium clusters are a subject of great interest and constitute a growing challenge for the theorists.^{9,10,14,15}

Throughout the experiment conducted by Schöllkopf and Toennies with helium dimer, was also observed the existence of the He trimers.¹⁶ The Cencek *et. al.* found an equilateral configuration with $R_e = 2.9634 \text{ \AA}$ ($5.6 a_0$) near the minimum of the total potential, the nonadditive three-body energy calculated at the FCI level amounts to 88.5 mK (0.0612 cm^{-1}),¹⁷ compared to 98.5 mK (0.0666 cm^{-1}) at the coupled cluster with single, double, and noniterative triple excitations CCSD(T) level.¹⁸

Since the first work on He₃ in 1972,¹⁹ several theoretical papers have been published using variety of methods and coordinate systems: Monte Carlo,^{20,21} specific functions,²² and hyperspherical coordinates.²³

Nevertheless, unfortunately, an analytic form of the Potential Energy Surface - PES simple enough to be used for all the purposes is still missing.⁸⁻¹⁰

In this paper, to fill the above gap, we present a very simple and accurate analytical expression of the PES. This function, which is expressed in terms of a hyperspherical coordinate system, is capable of treating reactive systems,¹¹ vibrations of three body systems,^{12,13} molecules of ABA type,¹⁴ as well as van der Waals complexes.¹⁵

The paper is organized as follows. In Section 2 theoretical and computational details are given. In Section 3 results are presented and discussed. Conclusions follow in Section 4.

2. Theoretical and Computational Details

1.1. Analytic Function For The Three-Body potential

The coordinate system is made by three variables, the hyperradius and two hyperangles. The hyperangle Θ represents

the area of the triangle and the hyperangle Φ is related with the shape of it, the hyperradius, ρ , is the vector pointed out from the center-of-mass (CM) of the system, see Figure 1. In this figure, the vectors $\mathbf{r}_i(x_i, y_i, z_i)$ ($i = 1, 2$ and 3) representing the internuclear distances in space. A full description of hyperspherical coordinates was presented in 1986 by Aquilanti *et. al.*¹⁶ and then, these coordinates have been extensively used to describe several systems.^{20,23-26,28-30}

In previous works we used the spherical and hyperspherical coordinates for the representation of the potential energy surface for various van der Waals $\text{H}_2\text{O}_2 \cdots \text{X}$ and $\text{H}_2\text{S}_2 \cdots \text{X}$, with $\text{X} = \text{He}, \text{Ne}, \text{Ar}, \text{Kr}$ and Xe and for $\text{H}_2\text{O} \cdots \text{X}_2$, with $\text{X} = \text{H}, \text{N}$ and O systems.²⁵⁻²⁸ Using the same methodology, we propose here a new PES for the He_3 complex. More in detail we have obtained the PES using the mass unscaled hyperspherical coordinates, see Figure 1, $\rho > 0$, $0 \leq \Theta \leq \frac{\pi}{4}$, $0 \leq \Phi \leq \frac{\pi}{3}$. Note that the ranges of Θ and Φ are lower than their standard values. Symmetry restrictions are indeed needed to account for the exchange of identical particles.

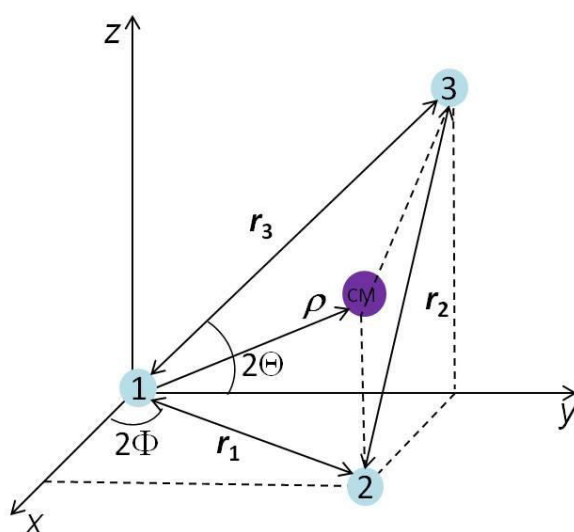


Figure 1. Definition of the hyperspherical coordinates (ρ , Θ , Φ). The vector $\mathbf{r}_i(x_i, y_i, z_i)$ ($i = 1, 2$ and 3) representing the internuclear distances of Helium atoms, ρ is the vector with representing the distance between the center-of-mass of the molecule system

Using the symmetrical system conditions, the hyperradius(ρ) and hyperangles (θ, Φ) are given, in terms of internuclear distance, by:

$$\rho = \frac{\sqrt{(r_1^2+r_2^2+r_3^2)}}{3} \tag{1}$$

$$\cos(2\theta) = \frac{(-r_1^2 + r_2^2)\sqrt{13r_1^4 + 22r_1^2r_2^2 + 13r_2^4 - 12(r_1^2 + r_2^2)r_3^2 + 3r_3^4}}{(2(r_1^2 + r_2^2) - r_3^2)(r_1^2 + r_2^2 + r_3^2)}$$

$$\cos(\Phi) = \frac{(r_1^2 - r_2^2)}{\sqrt{(r_1^2 - r_2^2)^2 + 3(-2(r_1^2 + r_2^2) + r_3^2)^2}}$$

and, conversely, the internuclear distances are given by:

$$r_1 = \rho\sqrt{(3 + 3\cos(2\theta)\cos(\Phi))} \tag{2}$$

$$r_2 = \rho\sqrt{\left(3 + 1.5\cos(2\theta)\left(\cos(\Phi) + \sqrt{3}\sin(\Phi)\right)\right)}$$

$$r_3 = \rho\sqrt{\left(3 - 1.5\cos(2\theta)\left(\cos(\Phi) - \sqrt{3}\sin(\Phi)\right)\right)}$$

Using the above coordinates, the PES can be expanded into a series of angular functions multiplied by radial coefficients (expansion moments).²⁵⁻²⁷

$$V(\rho; \theta, \Phi) = \sum_{l,m,n} v_{m,n}(\rho) F_{m,n}^l(\theta, \Phi) \tag{3}$$

where the $v_{m,n}(\rho)$ coefficients are the expansion moments depending on the ρ coordinate and $F_{m,n}^l(\theta, \Phi)$ are angular functions which can be written as the real Wigner D -functions, where the D -function is given by $D_{m,n}^l(\theta, \Phi, \gamma) = e^{-im\theta} d_{m,n}^l(\Phi) e^{-in\gamma}$ ($l = 0, 1, 2, \dots; m = n = \pm l$) and $d_{m,n}^l(\theta) e^{-in\gamma}$, were $d_{m,n}^l(\theta)$ is tabulated function.^{27,28}

The truncation of the set of basis functions to a certain value of the index l depends on the number of fixed atom-molecule configurations for which the potential energy is known as a function of ρ from ab initio calculations. In terms of the Wigner D -functions that are complex-valued, the $F_{m,n}^l(\theta, \Phi, \gamma)$ are found to be simple real-valued linear combinations:

$$F_{m,n}^l(\theta, \Phi, \gamma) = \sqrt{\frac{8\pi^2}{z(2l+1)}} \left(D_{m,n}^l(\theta, \Phi, \gamma) + \epsilon D_{-m,-n}^l(\theta, \Phi, \gamma) \right) \tag{4}$$

$$F_{-m,-n}^l(\Theta, \Phi, \gamma) = i \sqrt{\frac{8\pi^2}{2(2l+1)}} (\epsilon D_{m,n}^l(\Theta, \Phi, \gamma) + D_{-m,-n}^l(\Theta, \Phi, \gamma)) \quad (5)$$

where $\epsilon = (-1)^{m-n}$. For $l = 0$, $F_{0,0}^0(\Theta, \Phi, \gamma) = D_{0,0}^0 = d_{0,0}^0 = 1$ and $l = 1$, $d_{m,n}^1(\Theta)$ can be obtained from eqs. (4) and (5) are listed in Table 1.

Truncation equation (3) at $l = 0$ and 1, consequently $m = n = 0$ and ± 1 , and considering the $\gamma = 0$, which is enough to represent a three body system, we have:

$$V(\rho, \Theta, \Phi) = \sqrt{2} \{ v_{0,0}(\rho) d_{0,0}^0(4\Phi) + v_{0,1}(\rho) [d_{0,0}^1(4\Phi) + d_{0,1}^1(4\Phi)] + v_{1,1}(\rho) \cos(6\Theta) [d_{1,0}^1(4\Phi) + d_{1,1}^1(4\Phi)] \} \quad (6)$$

Table 1. Real Hyperspherical Harmonics - $d_{m,n}^l(\Theta, \Phi, \gamma)$ for $l = 1$

m/n	1	0	-1
1	$\frac{1+\cos(6\Phi)}{\sqrt{2}}(\cos(6\Theta)\cos\gamma - \sin(6\Theta)\sin\gamma)$	$-\sin(6\Phi)\cos(6\Theta)$	$\frac{1-\cos(6\Phi)}{\sqrt{2}}(\cos(6\Theta)\sin\gamma - \sin(6\Theta)\cos\gamma)$
0	$\sin(6\Phi)\cos\gamma$	$\cos(6\Phi)$	$-\sin(6\Phi)\sin\gamma$
-1	$\frac{1-\cos(6\Phi)}{\sqrt{2}}(\cos(6\Theta)\cos\gamma + \sin(6\Theta)\sin\gamma)$	$-\sin(6\Theta)\sin(6\Phi)$	$\frac{1+\cos(6\Phi)}{\sqrt{2}}(\sin(6\Theta)\cos\gamma + \cos(6\Theta)\sin\gamma)$

The eq. (6) shows that three not dependent radial functions are needed for V , thus we considered three configurations of the He_3 complex: the linear disposition corresponding to $\Theta = \Phi = 0$; the equilateral triangle ($\Theta = \pi/4$ independent of the value of Φ); and a scalene triangle ($\Theta = \pi/6$ and

$\Phi = 7\pi/36$). The isosceles triangle configuration (an isosceles triangle corresponding to $\Theta = \pi/6$ and $\Phi = \pi/4$) was chosen as a test configuration to verify the quality results of the method, see Table 2 for details.

Table 2. Definition of Leading Configurations, in terms of the Θ , Φ and internuclear angles

Configuration	Hyperspherical Coordinates		Internuclear Angles	
	Θ	Φ		
Equilateral	45°	Ind	60°	
Linear	0°	0°	180°	
Scalene	30°	35°	63.71°	37.34°
Isoceles	30°	60°	71.57°	36.87°

The expansion moments are then obtained by a linear combination of the potential profiles calculated for the leading configurations. The moments $v_{m,n}(\rho)$ are related to the potentials of the leading configurations by:

$$V_{eq} = \frac{2v_{0,0} - 2v_{0,1}}{\sqrt{2}} \tag{7}$$

$$V_{sc} = \frac{2v_{0,0} + \left(\sqrt{\frac{3}{2}} - 1\right)v_{0,1}}{\sqrt{2}}$$

$$V_{lin} = \frac{2v_{0,0} + 2v_{0,1} + 2v_{1,1}}{\sqrt{2}}$$

where, the indices *eq*, *sc* and *lin* above system of equations for $v_{0,0}$, $v_{0,1}$ and corresponding to *equilateral*, *scalene* and *linear* geometries, respectively. Solving the $v_{1,1}$, gives:

$$v_{0,0}(\rho) = \frac{(\sqrt{3}-\sqrt{2})V_{eq}(\rho)+2\sqrt{2}V_{sc}(\rho)}{2+\sqrt{6}} \tag{8}$$

$$v_{0,1}(\rho) = \frac{2\sqrt{2}(V_{eq}(\rho) - V_{sc}(\rho))}{2 + \sqrt{6}}$$

$$v_{1,1}(\rho) = \frac{(3\sqrt{2} - \sqrt{3})V_{eq}(\rho) - 4\sqrt{2}V_{sc}(\rho) + (\sqrt{2} + \sqrt{3})V_{lin}(\rho)}{2 + \sqrt{6}}$$

Therefore, by substituting eq. (8) into eq. (6) the potential energy surface $V(\rho, \Theta, \Phi)$ is express in terms V_{lin} , V_{eq} and V_{sc} potentials, gives:

$$V(\rho, \Theta, \Phi) = \sqrt{2} \left\{ \left(\frac{(\sqrt{3}-\sqrt{2})V_{eq}(\rho)+2\sqrt{2}V_{sc}(\rho)}{2+\sqrt{6}} \right) + \left(\frac{2\sqrt{2}(V_{eq}(\rho)-V_{sc}(\rho))}{2+\sqrt{6}} \right) [d_{0,0}^1(4\Phi) + d_{0,1}^1(4\Phi)] + \left(\frac{(3\sqrt{2}-\sqrt{3})V_{eq}(\rho)-4\sqrt{2}V_{sc}(\rho)+(\sqrt{2}+\sqrt{3})V_{lin}(\rho)}{2+\sqrt{6}} \right) \cos(6\Theta) [d_{1,0}^1(4\Phi) + d_{1,1}^1(4\Phi)] \right\} \tag{9}$$

The analytical form of the potential energy surfaces, for each of the leading configurations, are constructed by fitting the following fifth degree generalized Rydberg function^{26-28,30} into the ab initio points:

$$U(\rho) = D_e \sum_{i=1}^5 \left(1 + a_i(\rho - \rho_{eq})^i\right) \exp[-a_i(\rho - \rho_{eq})] + E_{ref} \quad (10)$$

where D_e , a_i , ρ_{eq} and E_{ref} are parameters obtained by the fitting procedure.

In the discussion of the results, the energies of an isolated helium atom, the

dimer, and the trimer are denoted as E_{He} , E_{He_2} and E_{He_3} , respectively. Differences in energies, which are the corresponding binding energies, are denoted

$$\Delta E_{He_2} = E_{He_2} - 2E_{He} \quad (11)$$

$$\Delta E_{He_3} = E_{He_3} - 3E_{He} \quad (12)$$

The term $E_{\text{non-add}}$, the nonadditive part of the total energy, is denoted

$$\Delta E_{\text{non-add}}(r_1, r_2, r_3) = \Delta E_{He_3} - \Delta E_{He_2}. \quad (13)$$

Consequently, the construction of an interaction model to be used in a subsequent calculation consists in selecting proper functions representing the two-body ($E_{He_2}(r_{He-He})$) and three-body ($\Delta E_{He_3}(r_1, r_2, r_3)$) potentials.

We have not considered the counterpoise correction, as suggested by Varandas *et. al.* what concluded that energies calculated with a cost-effective extrapolating basis set combined with extrapolated levels what include high corrections, as CBS, CCSD(T) and FCI, as a promising route for accurate potentials, even when CP is not used; this may help to avoid correcting for BSSE, which presents formal difficulties when more than two fragments or more than one electronic state are involved.³¹

3. Results and Discussion

All the ab initio calculations were carried out by using the Molpro2010 program.³² The CCSD(T) and MRCI levels of theory were adopted in conjunction with the aug-cc-pVXZ

(X=D,T,Q,5,6).³²⁻³⁵ Moreover, to assess the role of doubly augmented cc-pVQZ Basis, we tested the d-aug-cc-pVQZ.³⁶ We will use short-hand notation d-aQZ for these base, and similarly aXZ (X=D, T, Q, 5 and 6) for the singly augmented ones.

We have computed the energies of 101 energies to different values of R for the He dimer. A non linear least-squares procedure was used to obtain the values of the adjustable parameters that minimize the differences between the analytical energies obtained with the fifth degree generalized Rydberg function. The D_e , a_i , R_{eq} , E_{ref} adjustable parameters and *rms* error to He_2 are listed in Table A1 of the Appendix.

The Table 3 show one resume of these results compared with experimental and/or theoretical data. We notice, in particular, that the best theoretical dimer interatomic potential result is 7.9905 cm^{-1} to MRCI at the distance 2.9631 \AA and 8.9019 cm^{-1} to CCSD(T) at the distance 2.9894 \AA ; both using the d-aug-cc-pVQZ basis set. In a corresponding calculation, using an exact Monte Carlo procedure, Szalewicz and Monkhorst obtained the value of $(7.6439 \pm 0.033) \text{ cm}^{-1}$ at the distance $5.60 a_0$

(2.9634 Å).³⁷ In the very recent work by Røeggen on the fcc and hcp structures of helium it was demonstrated that the EXRHF model yields a dimer interatomic potential

equal to 7.5866 cm⁻¹ at the distance 5.60 a₀ when a practically complete basis set is adopted.³⁸

Table 3. The energy and distance fitting of the He dimer

Basis Set	E ^{He₂} [cm ⁻¹]		R _e [Å]	
	MRCI	CCSD(T)	MRCI	CCSD(T)
aDZ	8.7050	9.1897	3.0039	3.0158
aTZ	6.3466	7.0490	3.0097	3.0389
aQZ	6.0756	6.8941	2.9877	3.0161
d-aQZ	7.9905	8.9019	2.9631	2.9894
a5Z	6.2894	7.1538	2.9857	3.0164
a6Z	6.2990	7.2006	2.9799	3.0114
References	(7.6437±0.033) ³⁷ 7.5866 ³⁸ 7.6106 ^{39,a} 7.4230 ^{40,b}		2.9634 ³⁷⁻⁴⁰	

^a Based on ab initio 78-MRCI with IO301 basis set calculations by Ref. 39.

^b Obtained with CCSD(T)/[6s,5p,4d,3 f,2g,1h] level by Ref. 40.

Our results to energies and distances are in good agreement with Szalewicz and Monkhorst³⁷ for the d-aQZ basis set to both levels. For distance our results are below 0.1% to both levels. For energy, discrepancies are below 5% to MRCI level and 16.5% to CCSD(T) level. In comparison to energy of the Bovenkamp and Duijneveldt,³⁹ obtained with 78-MRCI with IO301 basis set calculations, the discrepancy is ~5% to MRCI level. While compared with results of Koppler and Noga,⁴⁰ obtained with CCSD(T)/[6s,5p,4d,3 f,2g,1h] level, the discrepancy is ~20% to CCSD(T) level.

It is well-known that the MRCI methods allow one to reproduce the wave function in the valence region (describing static and nondynamic correlation effects) more reliably in general than the single-reference coupled-clusters ones in complicated cases. It is not less known that the dynamic correlation effects (with explicit treatment of outer core shells, etc.) are much better described by the coupled-clusters approaches. This explained

the difference between MRCI and CCSD(T) results obtained in this work.

3.1. Potential Energy Surface Fit

We have computed the energies of 101 single potential energy points on the surface to different values of ρ for each configuration, and then we have fitted the energies vs ρ by means of a nonlinear least-square procedure. A nonlinear least-squares procedure was used to obtain the values of the adjustable parameters that minimize the differences between the analytical energies obtained with the function (equation 10) and the MRCI and CCSD(T) to several basis set data. The D_e , a_i , ρ_{eq} , E_{ref} adjustable parameters and *rms* error to the MRCI and CCSD(T) potentials are listed in Table A2 of the Appendix.

The smallest difference between the distance corresponding to the minimum energy in the leading configuration when

comparing the CCSD(T) and MRCI results is found for the equilateral configuration at aug-cc-pVDZ (aDZ) level, amounting ca 0.0098 Å, and the largest is obtained for the linear configuration at aug-cc-pV6Z level, ca 0.0327 Å becoming 0.0333 Å for the test configuration.

As to the interaction energies, the largest difference is encountered for the d-aug-cc-pVQZ basis set, in correspondence of the equilateral triangle configuration, 3.5254 cm⁻¹ and the smallest one is for the scalene

triangle at aug-cc-pVDZ, 0.8334 cm⁻¹. For the test configuration the difference is 0.8050 cm⁻¹.

Since the adopted basis set in this work yields a dimer potential which is in *rms* by less than 0.001 (see Table A1) to MRCI/d-aQZ, it should be accurate enough to describe the changes in the double pair correction terms due to the presence of a third subsystem, i.e., its contribution to the three-body potential.

Table 4. Hyperradius (ρ), internuclear distance (R_e), total interaction energy (E_{He_3}) and three-body nonadditive (ΔE_{He_3}) contributions term obtained, from the PES fit, to equilateral configuration from the Helium trimer to MRCI and CCSD(T) levels and several basis sets

Basis Set	ρ [Å]		R_e [Å] ($r_1 = r_2 = r_3$)		E_{He_3} [cm ⁻¹]		ΔE_{He_3} [cm ⁻¹]	
	MRCI	CCSD(T)	MRCI	CCSD(T)	MRCI	CCSD(T)	MRCI	CCSD(T)
aDZ	1.7429	1.7331	3.0187	3.0018	24.8815	26.8902	- 1.2335	-0.6791
aTZ	1.7540	1.7325	3.0381	3.0008	18.0840	20.9573	- 0.9559	-0.1897
aQZ	1.7440	1.7231	3.0208	2.9845	18.0180	21.2052	- 0.2089	0.5228
d-aQZ	1.7289	1.7080	2.9945	2.9600	22.5988	26.1242	- 1.3726	-0.5814
a5Z	1.7430	1.7202	3.0190	2.9795	18.1611	21.5255	- 0.7070	0.0640
a6Z	1.7410	1.7176	3.0155	2.9750	18.2744	21.7633	- 0.6227	0.1614
CCSDT(Q)/d-aQZ ¹⁷					23.07		-0.0614	
DMC calculations ²⁰							-1.26	
(MRCI+Q)/[5s,4p,3d,2f] ²²							0.1756	
EXRHF/[19s,7p,6d,5f,4g,2h] ³⁷							-0.0555	
CCSD(T)/[7s,5p,3d,2f] ⁴²							-0.0694	
DMC calculations ⁴³					22.9		-0.0872	
EXRHF/[19s,7p,6d,5f,4g,2h] ⁴⁴					14.94±1.32		0.487±1.5	

Table 4 contains the main calculated results of this work to MRCI and CCSD(T) levels using several basis set for the equilibrium equilateral triangle. The hyperradius is 1.7289 Å, with an total interaction energy of 22.5988 cm⁻¹ and the

equilibrium internuclear distance obtained is 2.9945 Å for the MRCI/d-aQZ level; while to CCSD(T)/d-aQZ the hyperradius is 1.7080 Å, with an total interaction energy of 26.1242 cm⁻¹ and the equilibrium internuclear distance obtained is 2.9600 Å.

We present also some results of the most recent calculations of the three-body potential of the helium trimer. Among these calculations, the calculation of Cohen and Murrell is the odd one.²² As pointed out by Lotrich and Szalewicz,³⁸ there might be two reasons for this deviation. First, the adopted multireference configuration interaction MRCI method, combined with a size consistent correction for unlinked clusters MRCI+Q, is not fully size consistent. Second, in a supermolecule approach it is of paramount importance to correct for the BSSE. Cohen and Murrell did not specify if

this is done. If they did not, this might be the main reason for the discrepancy.

Our accurate energy MRCI/d-aQZ for the trimer $E_{He_3} = 22.5988 \text{ cm}^{-1}$ is in excellent agreement with the Lewerenz⁴⁴ value, $E_{He_3} = 22.9 \text{ cm}^{-1}$, with DMC calculations and Cencek *et. al.*¹⁸ value, $E_{He_3} = 23.01 \text{ cm}^{-1}$, carried out using the CCSDT(Q)/d-aQZ level. Our result of the ΔE_{He_3} at MRCI/d-aQZ basis set is -1.3726 cm^{-1} using MRCI. This result is good agreement with the -1.26 cm^{-1} obtained used DMC calculations of the Blume and Greene.²⁰

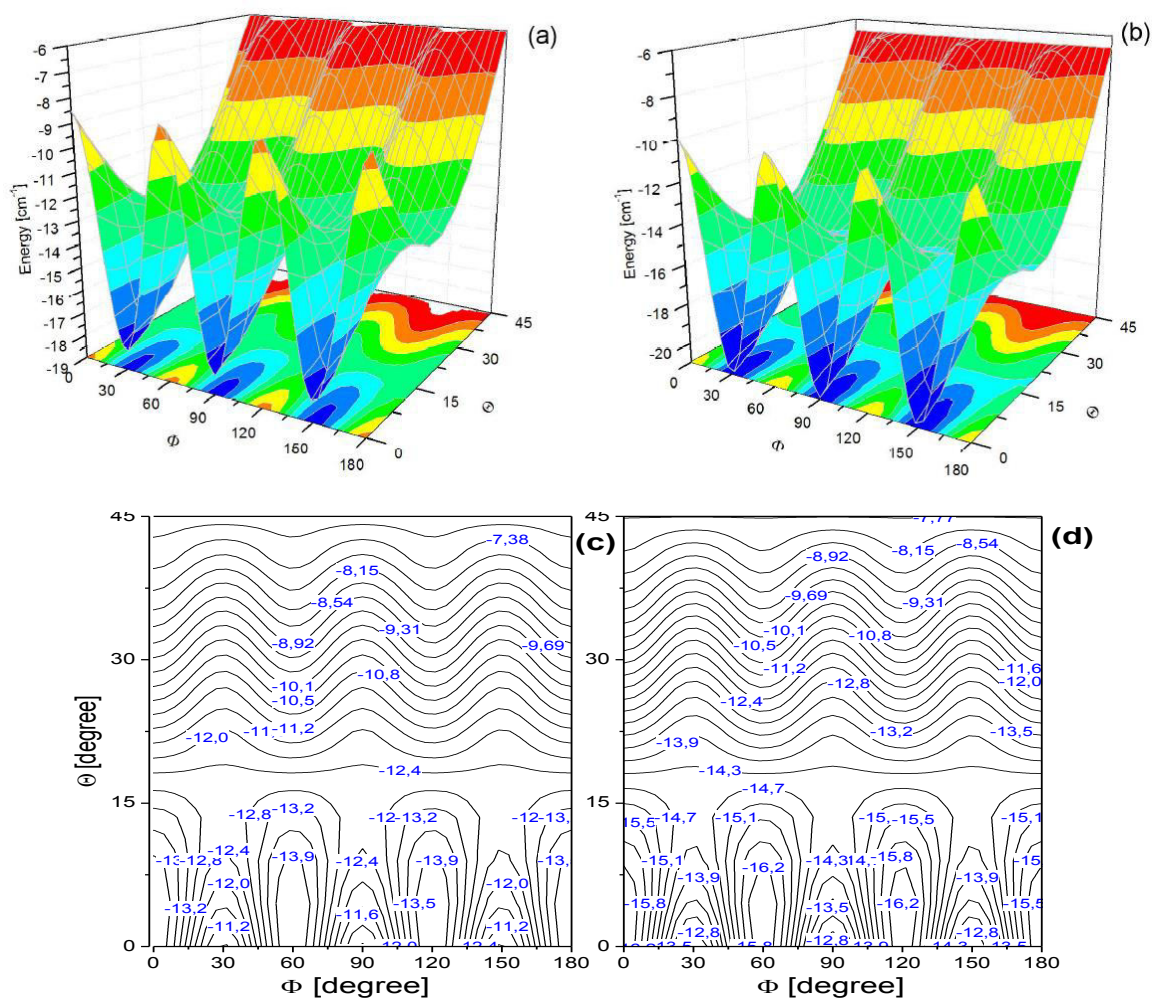


Figure 2. Illustration of the potential energy surface as a function of the hyperangles Θ and Φ , using the isotropic distance ρ to d-aug-cc-pVQZ; (a) for MRCI ($\rho = 1.7289 \text{ \AA}$) and (b) for CCSD(T) ($\rho = 1.7280 \text{ \AA}$). In the (c) and (d) figures we show two-dimensional contours as a function of the hyperangles Θ and Φ . In this contours the effect of particle permutations on the angle Φ can be clearly seen through the isoenergetic curves (c) and (d)

Figure 2 shows a surface plot of the He trimer potential used in the present study. For a fixed hyperradius ρ , 1.7289 and 1.7280 Å (MRCI - Figure 2(a) and CCSD(T) - Figure 2(b), respectively) to d-aug-cc-pVQZ basis set, as a function of the hyperangles Θ and Φ . We show the angular range $\Theta [0, \pi/4]$ and $\Phi [0, \pi]$.

The two-dimensional contour (Figures 2(c) and 2(d)) demonstrated the effect of particle permutations on the angle Φ . Due to the presence of three indistinguishable particles, $V(\rho, \Theta, \Phi)$ is invariant under translation by $\pi/3$ in the Φ -direction. Note that the two-body coalescent points with $r_{12}=0$, $r_{23}=0$, and $r_{31}=0$ correspond to $(\Theta, \Phi) = (\pi/4, \pi/6)$, $(\pi/4, 4\pi/6)$, and $(\pi/4, \pi)$, respectively.

The symmetry lines of the potential surface $\Phi = n\pi/6$, where $n = 1 - 6$ can easily be identified. The contours plot of this figure is similar to that of Suno and Esry² for He₃ and of Blume *et. al.* for Ne₃.²³ In both cases,

the author show the contours plot at distance of 7.93766 Å, while we use the distance for the isotropic term.

The *rms* for the leading and test configurations present a minimum for the d-aug-cc-pVQZ basis set and varies from 0.000644 cm⁻¹ for the equilateral triangle. This strongly indicates that the most reliable results pertain to the d-aug-cc-pvQZ basis set, therefore all the data discussed in the following are referred to the above basis set.

In Figure 3, we illustrate of the potential interaction (equation 6) of the He₃ system as a function of the hyperradius distance. This figure compares the ab initio (MRCI and CCSD(T)) and the fitted results for the leading (Figure 3(a)) and test (Figure 3(b)) configurations, where the ab initio points are compared with the results obtained by the mode (equation 9). Although the isosceles configuration not be part of the model, it can play very well the ab initio points.

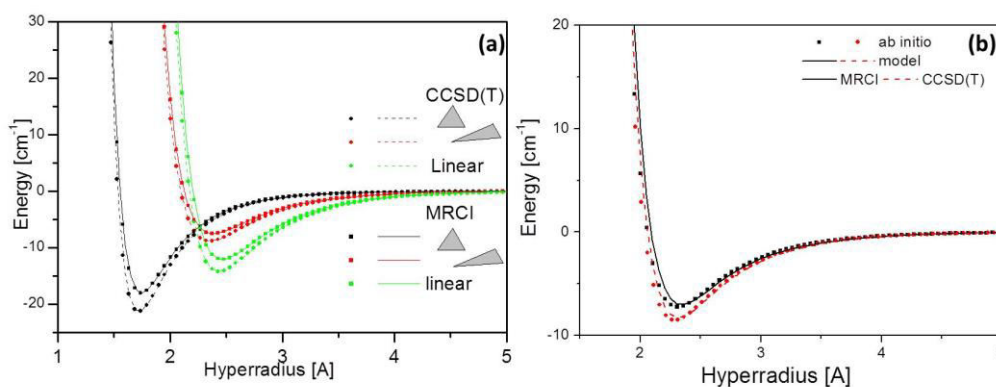


Figure 3. Interaction energies as a function of the hyperradius for the equilateral, scalene, linear (figure 3(a)) configurations. Circles and squares symbols represent the ab initio points calculated to MRCI and CCSD(T) levels using the d-aug-cc-pVQZ base set, and solid and dash lines are from Rydberg fitting. The figure 3(b), test configuration (the isosceles triangle with $\Theta = \pi/6$ and $\Phi = \pi/4$), was obtained by the model (eq. 9)

The *rms* between the computed and the fitted values ranges in $(6 - 43) \times 10^{-4}$ cm⁻¹ to MRCI and CCSD(T) for all configurations (see Table A2), thus validating the quality of the fit. The d-aug-cc-pVQZ basis set presents the

minimum equilibrium distance and the maximum interaction energy.

Figure 3(b) compares the ab initio points with results obtained according the model (equation 9), for the test configuration (see Table 2 for details). The *rms* among the

MRCI data is 2.71403 cm^{-1} while according to the fitting procedure it is 0.000644 cm^{-1} . For the results in CCSD(T) the error is 4.51408 versus 0.000644 cm^{-1} . The errors are large in the small hyperradius than in the region of bigger hyperradius.

Figure 4 compares the isotropic (v_{00}) and anisotropic (v_{01} and v_{11}) terms at MRCI and CCSD(T). It has to be noted that the isotropic term constitutes very important information because it can be obtained by experimental determinations and can be used to compare different systems.

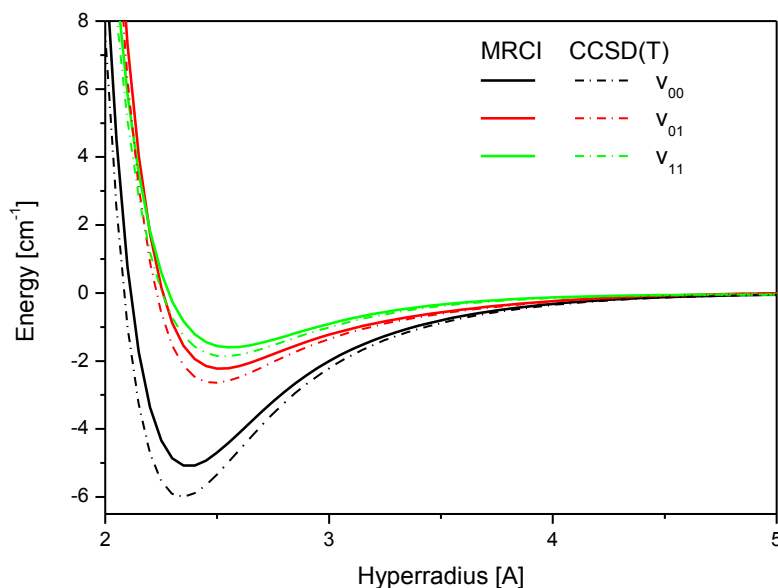


Figure 4. Energy dependence as a function of the hyperradius for the isotropic and anisotropic moments of the hyperspherical expansion

The projection of full potential energy surface in xy -plane, generated properly freezing the angles Θ or Φ , is showed in Figure 5. These graphs have been obtained by using the full potential energy surface generated by the hyperspherical harmonics expansion, which produce a smooth interpolation among the curves corresponding to the three leading configurations that we have considered in this paper.

These figure show the projection of Φ with fixed Θ (a) $\Theta = 0$ or (b) $\Theta = \pi/4$. It is clear the period of the Φ angle of $\pi/3$ in figure (a), but in figure 2, as $\Theta = \pi/4$ the Φ angle is undetermined, as showed in table 2, (c) shows the projection of Θ with $\Phi = 0$ and (d) with $\Phi = \pi/3$, in both part (c) and (d) are clear the period of $\pi/4$ for the Θ hyperangle.

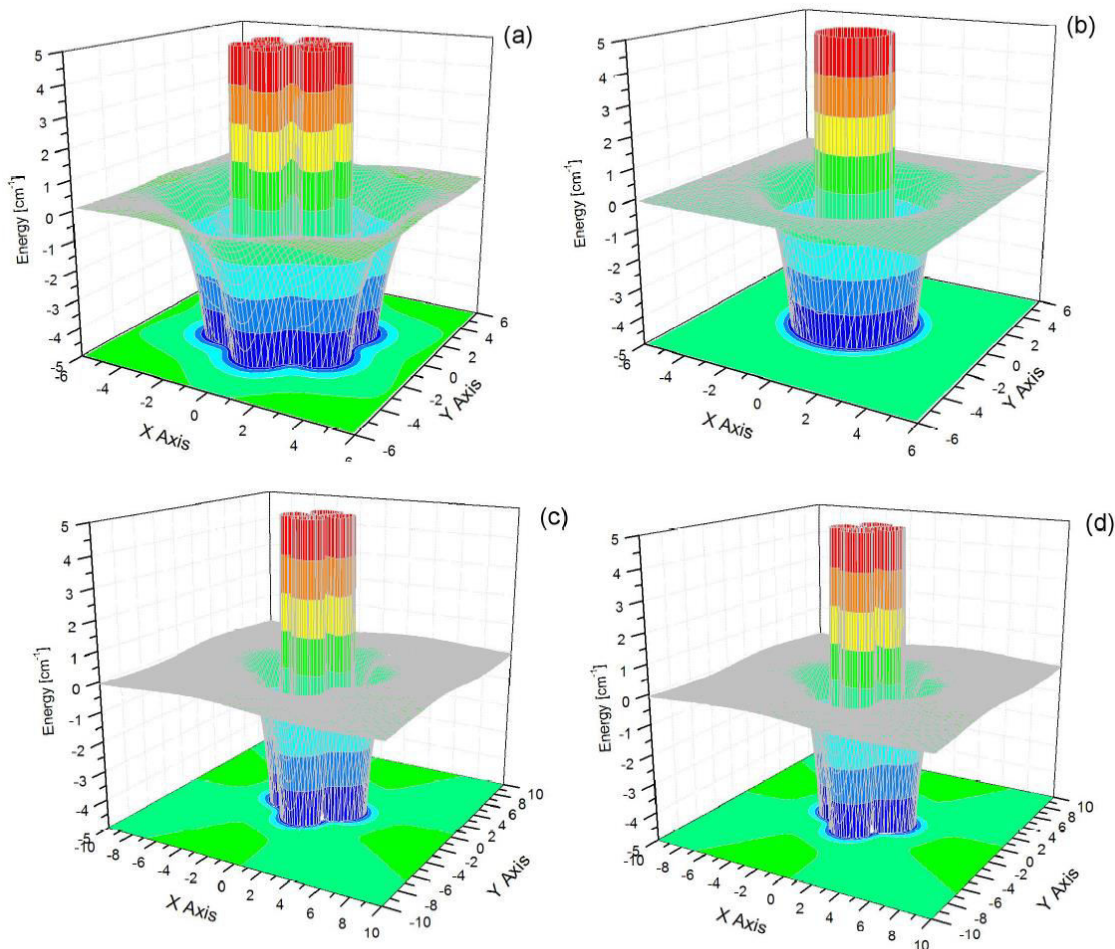


Figure 5. View of the potential energy surface for the interaction of He₃ as Θ and Φ , using the isotropic distance, $\rho = 1.7289 \text{ \AA}$, and MRCI/d-aug-cc-pVQZ. In (a) Φ varies in the xy plane, with $\Theta=0$, (b) Φ varies in the xy plane, with $\Theta = \pi/4$, (c) Θ varies in the xy plane, with $\Phi = 0$, (d) Θ varies in the xy plane, with $\Phi = \pi/3$

4. Conclusions

We have used MRCI and CCSD(T) methods and several basis sets to compute the three-body nonadditive contribution to the helium trimer interaction energy and represented through a hyperspherical harmonic. To determine the expansion moments, we chose a three significant (leading) configurations, thought to be representative also on account of the symmetries of the systems. This has allowed us to build up an interaction potential expansion potentially useful for dynamical studies by classical or quantum mechanics.

The hyperspherical expansion appears to be a powerful tool: it allows implementation of symmetries and of further information coming from introduction of additional configurations. Interpretation of experimental molecular beam scattering studies can also be assisted by these investigations.

We have proposed a very simple, analytical potential energy surface for the He₃ system, using the symmetric, mass unscaled hyperspherical coordinates. The trend obtained by others authors for He trimer and similar systems, where in Ne₃ and Ar₃, are well reproduced here. The MRCI and CCSD(T) potentials turned out to be very similar, give essentially the same results. The

uncertainties of the nonadditive helium trimer potential using d-aug-cc-pVQZ basis sets and from fitting are about 0.004 cm^{-1} to the trimer minimum. The MRCI/d-aug-cc-pVQZ level showed is more than adequate to study this system.

In conclusion, three-body potential for the ground state of the helium trimer is determined by an extensive calculation presented so far. Based on our error analysis and comparisons with others authors what different methods to the Helium trimer potential energy surface, we consider also these calculations to be the most accurate

ones. The analytic functions for the three-body potential yield an effective and simple representation of the potential.

Acknowledgments

The authors are grateful to the Fundação de Amparo de Pesquisa do Estado de São Paulo (FAPESP) and Conselho Nacional de Desenvolvimento Científico e Tecnológico (CNPq) for the support.

Appendix

Table A1. Two-body analytic function to helium dimer obtained to MRCI and CCSD(T) levels and several basis sets

Basis	MRCI								
	Set	$a_1 [\text{Å}^{-1}]$	$a_2 [\text{Å}^{-2}]$	$a_3 [\text{Å}^{-3}]$	$a_4 [\text{Å}^{-4}]$	$a_5 [\text{Å}^{-5}]$	$E_{\text{ref}} [\text{cm}^{-1}]$	$D_e [\text{cm}^{-1}]$	$R_{\text{eq}} [\text{Å}]$
aDZ	3.415787	1.259258	0.55028	0.857928	0.687064	0.17462	8.7050	3.0158	0.001147
aTZ	2.055895	-1.36529	2.247367	-1.51887	0.403654	0.380208	6.3466	3.0389	0.002243
aQZ	3.558893	1.85153	1.7681	1.321458	0.536468	0.077378	6.0756	3.0161	0.000173
d-aQZ	2.758663	-0.27441	1.110964	0.215113	0.289419	0.3645	7.9905	2.9894	0.000401
a5Z	2.569015	-0.94126	1.30008	-0.32576	0.184523	0.230077	6.2894	3.0164	0.000113
a6Z	2.53998	-1.07302	1.369963	-0.40424	0.152782	0.183669	6.2990	3.0114	1.44E-06
CCSD(T)									
aDZ	3.414403	1.274788	0.550779	0.838421	0.686003	0.179354	9.1897	3.0039	0.00113
aTZ	2.063261	-1.47647	2.303935	-1.4938	0.379605	0.366437	7.0490	3.0097	0.002256
aQZ	3.546051	1.783883	1.669134	1.250678	0.531804	0.082066	6.8941	2.9877	0.000171
d-aQZ	2.759573	-0.30169	1.076766	0.18071	0.281098	0.373283	8.9019	2.9631	0.00041
a5Z	2.570582	-0.96851	1.297542	-0.32951	0.175589	0.239808	7.1538	2.9857	0.00011
a6Z	2.535884	-1.11604	1.375317	-0.40688	0.145733	0.193097	7.2006	2.9799	1.69E-06

Table A2. Three-body analytic function (eq. (11)) for the leading configurations obtained to MRCI and CCSD(T) levels and several basis sets

Basis Set	Configurations	MRCI									
		$a_1 [\text{Å}^{-1}]$	$a_2 [\text{Å}^{-2}]$	$a_3 [\text{Å}^{-3}]$	$a_4 [\text{Å}^{-4}]$	$a_5 [\text{Å}^{-5}]$	$E_{\text{ref}} [\text{cm}^{-1}]$	$D_e [\text{cm}^{-1}]$	$\rho_{\text{eq}} [\text{Å}]$	rms	
aDZ	Equilateral	5.670953	2.390386	1.960427	6.50082	8.629325	-0.0533	24.881	1.7429	0.010615	
	Scalene	3.933895	0.910421	0.583547	0.918886	1.348534	0.0197	10.297	2.3898	0.003098	
	Linear	4.141615	1.747257	0.844911	1.670518	1.716155	0.0100	17.601	2.4615	0.004839	
aTZ	Equilateral	3.654171	-4.26685	11.17461	-10.9549	4.047226	0.0772	18.084	1.7540	0.020626	
	Scalene	2.578739	-2.41127	4.685046	-3.53893	1.118343	0.3196	7.993	2.3889	0.001959	
	Linear	2.506939	-1.9741	4.174734	-3.30061	1.110273	0.7327	12.969	2.4814	0.007901	
aQZ	Equilateral	4.931535	-0.83734	5.954968	2.079468	1.792079	-0.0537	18.018	1.7440	0.003696	
	Scalene	3.974911	0.991242	2.321968	1.490864	0.835723	-0.0156	7.478	2.3849	0.000348	
	Linear	4.073514	1.65558	2.568822	2.02979	1.045606	-0.0326	12.039	2.4668	0.001151	
d-aQZ	Equilateral	5.131096	0.925939	6.06384	4.931025	4.069759	-0.0593	22.599	1.7289	0.004334	
	Scalene	3.610234	-0.06035	1.684517	0.598157	0.930568	0.0476	10.032	2.3552	0.001039	
	Linear	3.654758	0.404937	2.092028	1.049145	0.843774	0.0804	15.494	2.4392	0.002013	
a5Z	Equilateral	4.228244	-3.80604	7.398114	-3.885	2.120015	-0.0168	18.161	1.7430	0.000746	
	Scalene	3.333332	-1.12986	2.295152	-0.5349	0.478334	0.0218	7.527	2.3851	6.84E-05	
	Linear	3.226953	-1.19952	2.297333	-0.59601	0.424293	0.0565	12.175	2.4666	0.00041	
a6Z	Equilateral	4.118929	-4.30912	8.000636	-4.9618	2.310861	-0.0101	18.274	1.7410	6.64E-05	
	Scalene	3.243004	-1.45174	2.505748	-0.82469	0.452678	0.0225	7.556	2.3820	3.73E-06	
	Linear	3.146586	-1.50271	2.460465	-0.84125	0.414186	0.0577	12.261	2.4632	5.90E-06	
CCSD(T)											
aDZ	Equilateral	5.655238	2.395923	1.958542	6.282626	8.562892	-0.0595	26.890	1.7331	0.010583	
	Scalene	3.935259	0.950148	0.622091	0.896162	1.34246	0.0179	11.131	2.3754	0.002969	
	Linear	4.136003	1.76724	0.862102	1.633511	1.717742	0.0054	18.920	2.4484	0.004696	
aTZ	Equilateral	3.658618	-4.5929	11.3192	-10.6032	3.807974	0.0759	20.957	1.7325	0.020697	
	Scalene	2.58046	-2.60883	4.773108	-3.45783	1.050971	0.3247	9.223	2.3597	0.001989	
	Linear	2.510863	-2.1917	4.302849	-3.24909	1.045385	0.7344	14.892	2.4510	0.008017	
aQZ	Equilateral	4.606487	-2.36907	6.274802	-0.30339	1.318736	-0.0477	21.205	1.7231	0.003824	
	Scalene	3.937203	0.823851	2.176859	1.301218	0.794199	-0.0167	8.811	2.3554	0.000356	
	Linear	4.028938	1.451091	2.354986	1.781898	0.983421	-0.0345	14.171	2.4374	0.001216	
d-aQZ	Equilateral	5.098626	0.645625	5.671055	4.309398	3.875399	-0.0646	26.124	1.7089	0.004358	
	Scalene	3.608028	-0.0824	1.63236	0.495209	0.905512	0.0479	11.530	2.3287	0.001022	
	Linear	3.64486	0.320311	1.988101	0.921185	0.816067	0.0795	17.888	2.4117	0.001956	
a5Z	Equilateral	4.207787	-3.97902	7.430486	-3.94956	2.053953	-0.0174	21.526	1.7202	0.000746	
	Scalene	3.322466	-1.2089	2.300483	-0.57125	0.463306	0.0238	8.929	2.3531	6.61E-05	
	Linear	3.214423	-1.28558	2.305526	-0.62997	0.411718	0.0616	14.420	2.4346	0.000408	
a6Z	Equilateral	4.101965	-4.48049	8.038834	-4.93787	2.210977	-0.0110	21.763	1.7176	7.32E-05	
	Scalene	3.229211	-1.54908	2.521989	-0.85079	0.439513	0.0250	9.012	2.3492	4.52E-06	
	linear	3.133871	-1.59372	2.476261	-0.85986	0.399194	0.06223	14.593	2.4305	6.80E-06	

References

- ¹ Bressanini, D.; Morosi, G. Stability of ${}^3\text{He}_2{}^4\text{He}_N$ and ${}^3\text{He}_3{}^4\text{He}_N$ $L = 0$ Clusters. *Physical Review Letters* **2003**, *90*, 133401. [CrossRef]
- ² Suno, H.; Esry, B. D. Adiabatic hyperspherical study of triatomic helium systems. *Physical Review A* **2008**, *78*, 062701. [CrossRef]
- ³ Lohr, L. L.; Blinder, S. M. Semiempirical hyperspherical model for ${}^4\text{He}_N$ clusters.

International Journal of Quantum Chemistry **2006**, *106*, 981. [CrossRef]

⁴ Efimov, V. Energy levels arising from resonant two-body forces in a three-body system. *Physical Letters B* **1970**, *33B*, 563. [CrossRef]

⁵ Efimov, V. Energy levels of three resonantly interacting particles. *Nuclear Physics* **1973**, *210*, 157. [CrossRef]

⁶ Hegerfeldt, G. C.; Köhler, T. How to Study the Elusive Efimov State of the $^4\text{He}_3$ Molecule through a New Atom-Optical State-Selection Technique. *Physical Review Letters* **2000**, *84*, 3215. [CrossRef]

⁷ González-Lezana, T.; Rubayo-Soneira, J.; Miret-Artés, S.; Gianturco, F. A.; Delgado-Barrio, G.; Villarreal, P. Efimov States for ^4He Trimers? *Physical Review Letters* **1999**, *82*, 1648. [CrossRef]

⁸ Aquilanti, V.; Cavalli, S.; Grossi, G.; Anderson, R. W. Representation in hyperspherical and related coordinates of the potential-energy surface for triatomic reactions. *Journal of the Chemical Society, Faraday Transactions* **1990**, *86*, 1681. [CrossRef]

⁹ Aquilanti, V.; Cavalli, S.; de Fazio, D. Hyperquantization algorithm. I. Theory for triatomic systems. *The Journal of Chemical Physics* **1998**, *109*, 3792. [CrossRef]

¹⁰ Lombardi, A.; Palazzetti, F.; Peroncelli, L.; Grossi, G.; Aquilanti, V.; Sevryuk, M. B. Few-body quantum and many-body classical hyperspherical approaches to reactions and to cluster dynamics. *Theoretical Chemistry Accounts* **2007**, *117*, 709. [CrossRef]

¹¹ Remelt, J. Prediction and interpretation of collinear reactive scattering resonances by the diagonal corrected vibrational adiabatic hyperspherical model. *Chemical Physics* **1983**, *79*, 197. [CrossRef]

¹² Bastida, A.; Requena, A.; Zúniga, J. Generalized hyperspherical coordinates for molecular vibrations. *The Journal of Physical Chemistry* **1993**, *97*, 5831. [CrossRef]

¹³ Manz, J.; Schor, H. H. R. A vibrational variational hyperspherical approach to the stretching states of triatomic ABA molecules. *The Journal of Physical Chemistry* **1996**, *90*, 2030. [CrossRef]

¹⁴ López, L. E. E.; Soares Neto, J. Hyperspherical Coordinates for Triatomic Molecules. *International Journal of Theoretical Physics* **2000**, *39*, 1129. [CrossRef]

¹⁵ Aquilanti, V.; Cavalli, S.; G. Grossi, G. Hyperspherical coordinates for molecular dynamics by the method of trees and the mapping of potential energy surfaces for triatomic systems. *The Journal of Chemical Physics* **1986**, *85*, 1362. [CrossRef]

¹⁶ Schöllkopf, W.; Toennies, J. P. Nondestructive Mass Selection of Small van der Waals Clusters. *Science* **1994**, *266*, 1345. [CrossRef]

¹⁷ Cencek, W.; Patkowski, K.; Szalewicz, K. Full-configuration-interaction calculation of three-body nonadditive contribution to helium interaction potential. *The Journal of Chemical Physics* **2009**, *131*, 064105. [CrossRef]

¹⁸ Cencek, W.; Jeziorska, M.; Akin-Ojo, O.; Szalewicz, K. Three-Body Contribution to the Helium Interaction Potential. *The Journal of Chemical Physics A* **2007**, *111*, 11311. [CrossRef]

¹⁹ Navarro, O. A.; Beltran-Lopez, V. On the Convergence of Multibody Expansions for Short Range Intermolecular Forces. A SCF Calculation of He_3 and He_4 Systems. *The Journal of Chemical Physics* **1972**, *56*, 815. [CrossRef]

²⁰ Blume, D.; Greene, C. H. Monte Carlo hyperspherical description of helium cluster excited states. *The Journal of Chemical Physics* **2000**, *112*, 8053. [CrossRef]

²¹ González-Lezana, T.; Rubayo-Soneira, J.; Miret-Artés, S.; Gianturco, F. A.; Delgado-Barrio, G.; Villarreal, P. Comparative configurational study for He, Ne, and Ar trimers. *The Journal of Chemical Physics* **1999**, *110*, 9000. [CrossRef]

²² Cohen, M. J.; Murrell, J. N. An analytic function for the three-body potential of He_3 . *Chemical Physics Letters* **1996**, *260*, 371. [CrossRef]

²³ Blume, D.; Greene, C. H.; Esry, B. D. Comparative study of He_3 , Ne_3 , and Ar_3 using hyperspherical coordinates. *The Journal of Chemical Physics* **2000**, *113*, 2145. [CrossRef]

- ²⁴ Mitchell, K. A.; Littlejohn, R. G.; Derivation of planar three-body hyperspherical harmonics from monopole harmonics. *Physical Review A* **1997**, *56*, 83. [CrossRef]
- ²⁵ Barreto, P. R. P.; Vilela, A. F. A.; Lombardi, A.; Maciel, G. S.; Palazzetti, F.; Aquilanti, V. The Hydrogen Peroxide–Rare Gas Systems: Quantum Chemical Calculations and Hyperspherical Harmonic Representation of the Potential Energy Surface for Atom–Floppy Molecule Interactions. *The Journal of Physical Chemistry A* **2007**, *111*, 12754. [CrossRef]
- ²⁶ Barreto, P. R. P.; Albernaz, A. F.; Palazzetti, F.; Lombardi, A.; Grossi, G.; Aquilanti, V. Hyperspherical representation of potential energy surfaces: intermolecular interactions in tetra-atomic and penta-atomic systems. *Physica Scripta* **2011**, *84*, 028111. [CrossRef]
- ²⁷ Barreto, P. R. P.; Ribas, V. W.; Palazzetti, F. Potential Energy Surface for the H₂O–H₂ System. *The Journal of Physical Chemistry A* **2009**, *113*, 15047. [CrossRef]
- ²⁸ Aquilanti, V.; Grossi, G.; Lombardi, A.; Maciel, G. S.; Palazzetti, F. The origin of chiral discrimination: supersonic molecular beam experiments and molecular dynamics simulations of collisional mechanisms. *Physica Scripta* **2008**, *78*, 058119. [CrossRef]
- ²⁹ Varshalovich, D. A.; Moskalev, A. N.; Khersonskii, V. K.; *Quantum Theory of Angular Momentum*, World Scientific: Singapore, 1988.
- ³⁰ Barreto, P. R. P.; Palazzetti, F.; Grossi, G.; Lombardi, A.; Maciel, G. S.; Vilela, A. F. A. Range and strength of intermolecular forces for van der Waals complexes of the type H₂Xn–Rg, with X = O, S and n = 1,2. *International Journal of Quantum Chemistry* **2010**, *110*, 777. [CrossRef]
- ³¹ Varandas, A. J. C. Extrapolation to the Complete Basis Set Limit without Counterpoise. The Pair Potential of Helium Revisited. *The Journal of Physical Chemistry A*, **2010**, *114*, 8505. [CrossRef]
- ³² Werner, H.-J.; Knowles, P. J.; Lindh, R.; Schütz, M.; Celani, P.; Korona, T.; Manby, F. R.; Rauhut, G.; Amos, R. D.; Bernhardsson, A.; Berning, A.; Cooper, D. L.; Deegan, M. J. O.; Dobbyn, A. J.; Eckert, F.; Hampel, C.; Hetzer, G.; Lloyd, A. W.; McNicholas, S. J.; Meyer, W.; Mura, M. E.; Nicklass, A.; Palmieri, P.; Pitzer,
- R.; Schumann, U.; Stoll, H.; Stone, A. J.; Tarroni, R.; Thorsteinsson, T. Molpro: a general-purpose quantum chemistry program package, version. *Wiley Interdisciplinary Reviews: Computational Molecular Science* **2012**, *2*, 242. [CrossRef]
- ³³ Dunning Jr., T. H., Gaussian basis sets for use in correlated molecular calculations. I. The atoms boron through neon and hydrogen. *The Journal of Chemical Physics* **1989**, *90*, 1007. [CrossRef]
- ³⁴ Woon, D. E.; Dunning Jr, T. H. Gaussian basis sets for use in correlated molecular calculations. IV. Calculation of static electrical response properties. *The Journal of Chemical Physics* **1994**, *100*, 2975. [CrossRef]
- ³⁵ Wilson, A. K.; Mourik, T. v.; Dunning Jr, T. H. Gaussian basis sets for use in correlated molecular calculations. VI. Sextuple zeta correlation consistent basis sets for boron through neon. *Journal of Molecular Structure: THEOCHEM* **1997**, *388*, 339. [CrossRef]
- ³⁶ Schuchardt, K. L.; Didier, B. T.; Elsethagen, T.; Sun, L.; Gurumoorthi, V.; Chase, J.; Li, J.; Windus, T. L. Basis Set Exchange: A Community Database for Computational Sciences. *Journal of Chemical Information and Modeling* **2007**, *47*, 1045. [CrossRef]
- ³⁷ Røeggen, I. Analytic functions for the three-body potential of the helium trimer. *The Journal of Chemical Physics* **2007**, *126*, 204303. [CrossRef]
- ³⁸ Szalewicz, K.; Monkhorst, H. J. *The Journal of Chemical Physics* **1981**, *75*, 5785. [CrossRef]
- ³⁹ van de Bovenkampa, J.; van Duijneveldt, F. B. MRCI calculations on the helium dimer employing an interaction optimized basis set. *The Journal of Chemical Physics* **1999**, *110*, 11141. [CrossRef]
- ⁴⁰ Klopper, W.; Noga, J. An explicitly correlated coupled cluster calculation of the helium–helium interatomic potential. *The Journal of Chemical Physics* **1995**, *103*, 6127. [CrossRef]
- ⁴¹ Røeggen, I. An ab initio study of the fcc and hcp structures of helium. *The Journal of Chemical Physics* **2006**, *124*, 184502. [CrossRef]
- ⁴² Lotrich, V. F.; Szalewicz, K. Perturbation theory of three-body exchange nonadditivity

and application to helium trimer. *The Journal of Chemical Physics* **2000**, *112*, 112. [\[CrossRef\]](#)

⁴³ Lewerenz, M. Structure and energetics of small helium clusters: Quantum simulations using a recent perturbational pair potential.

The Journal of Chemical Physics **1997**, *106*, 4596. [\[CrossRef\]](#)

⁴⁴ Bhattacharya, A.; Anderson, J. B. The interaction potential of a symmetric helium trimer. *The Journal of Chemical Physics* **1994**, *100*, 8999. [\[CrossRef\]](#)